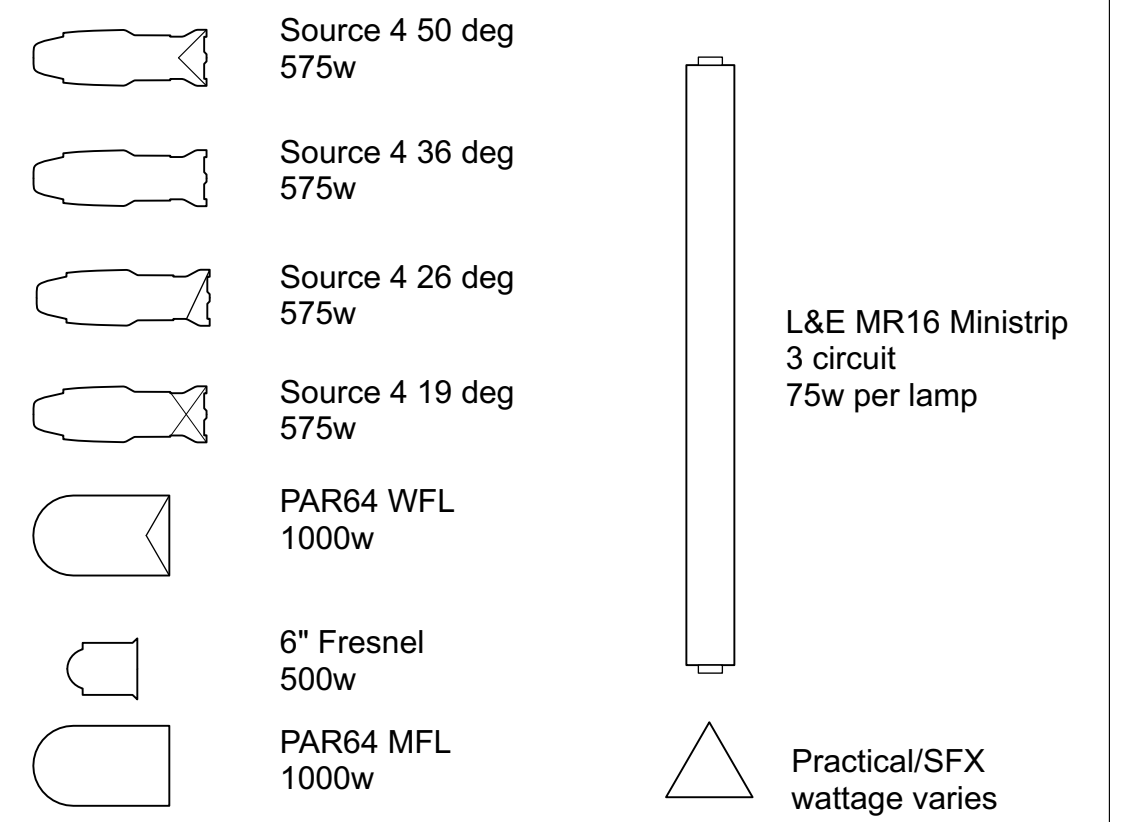
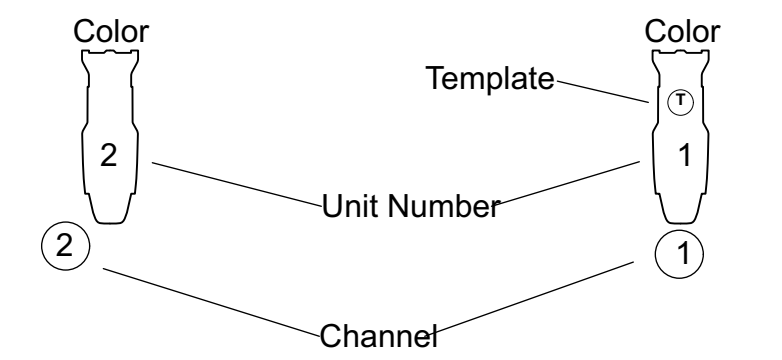


INSTRUMENTATION



TYPICAL UNIT



NOTES

1. SPARE INVENTORY, EXCEPT STRIP LIGHTS, SHOULD HANG ON THE RACK BELOW THE K PIPE.
2. ALL PAR64 UNITS USED AS BACKLIGHT SHOULD SPREAD HORIZONTALLY (SR-SL). FRONTLIGHT PARS SHOULD SPREAD VERTICALLY.
3. PLEASE CONSULT WITH DESIGNERS FOR FINAL PLACEMENT OF PRACTICALS.
4. PLEASE SEE PLATE 2 FOR UNITS ON BOOMS AND TAILDOWNS.
5. THIS DRAWING IS SUBJECT TO CHANGE.

DISCLAIMER

THIS DRAWING REPRESENTS DESIGN INTENT AND VISUAL CONCEPTS ONLY. IT DOES NOT REPLACE THE KNOWLEDGE OR ADVICE OF A LICENSED STRUCTURAL OR ELECTRICAL ENGINEER. THE DESIGNER IS UNQUALIFIED TO DETERMINE THE STRUCTURAL OR ELECTRICAL APPROPRIATENESS OF THIS DESIGN AND WILL NOT ASSUME RESPONSIBILITY FOR IMPROPER ENGINEERING, CONSTRUCTION, OR USE OF LIGHTING EQUIPMENT WHICH IMPLEMENT THIS DESIGN. THIS DRAWING SHOULD NOT BE USED TO BUILD OR LOCATE SCENERY.

THE DRAWINGS AND DOCUMENTS REFERRED TO HEREIN ARE THE SOLE AND EXCLUSIVE PROPERTY OF THE DESIGNER AND MAY NOT BE USED WITHOUT PRIOR WRITTEN CONSENT.



**Physical Acting Intensive**

113 2<sup>ND</sup> AVENUE, ROOM 104

LIGHT PLOT

DATE: 03.13.2022

REVISION: N/A

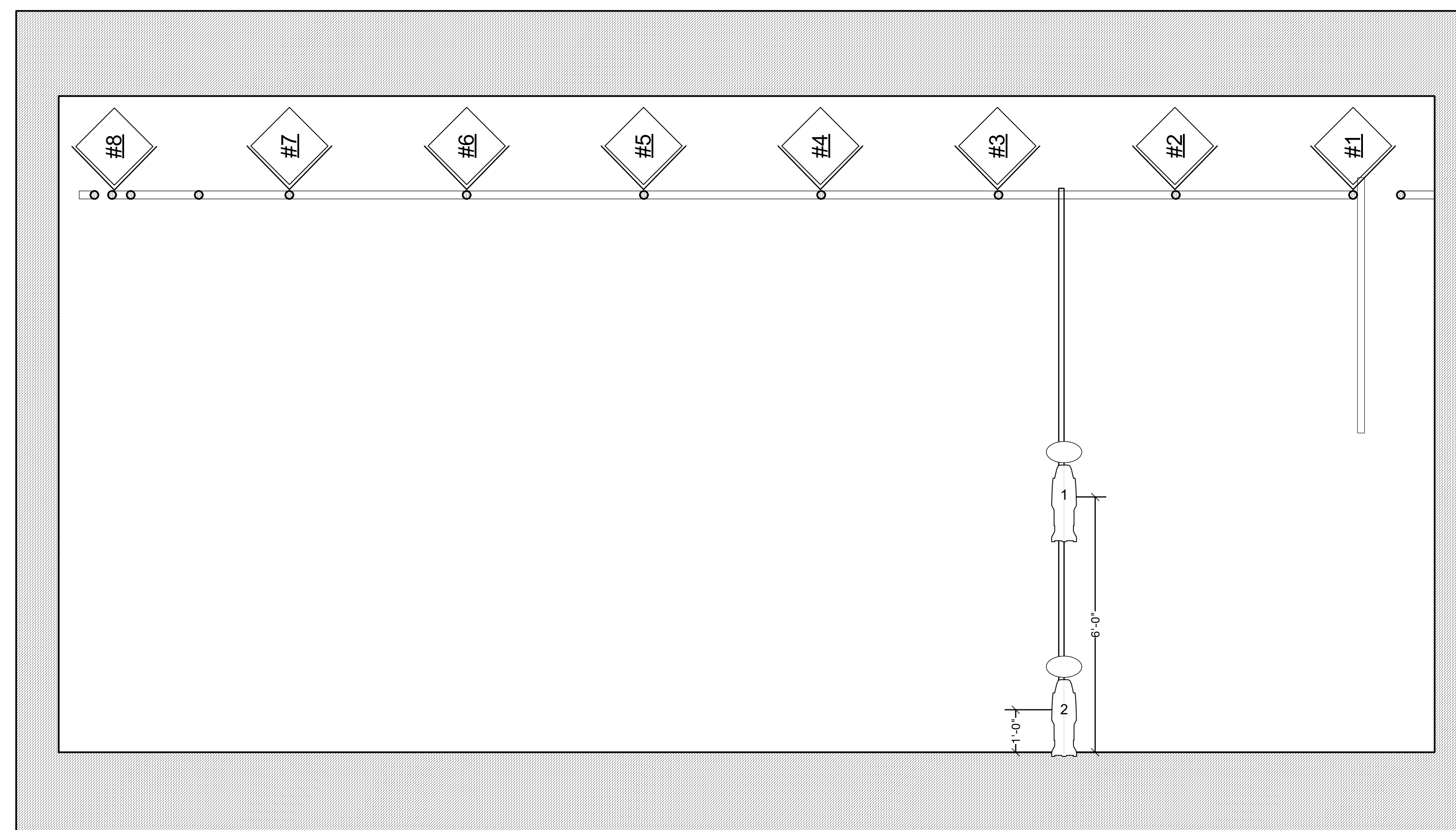
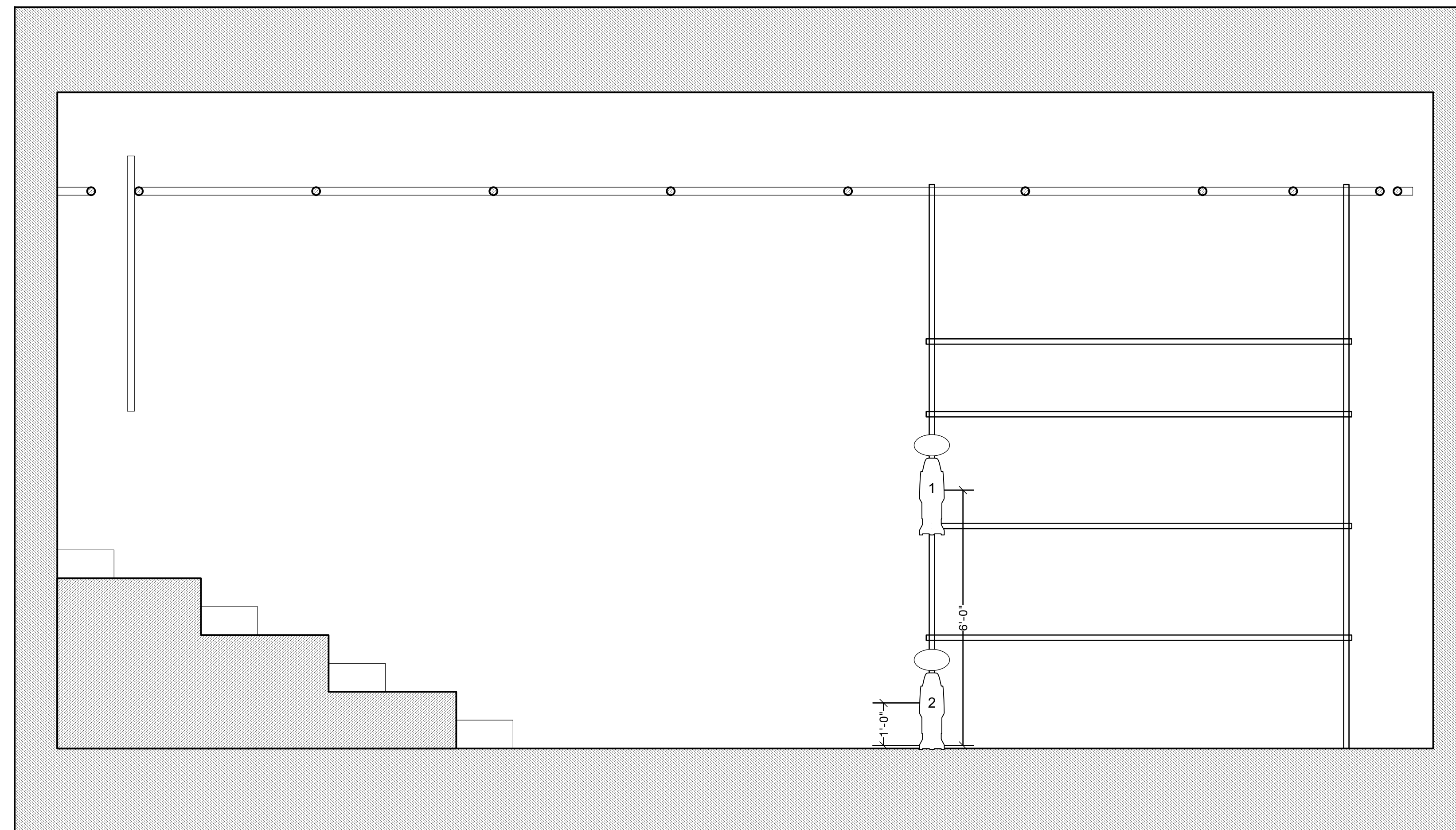
LD: Paul Jonathan Davis

PLATE

CONTACT:  
paul.jon.davis@gmail.com  
831.601.9984

SCALE: 1/2" = 1' - 0"

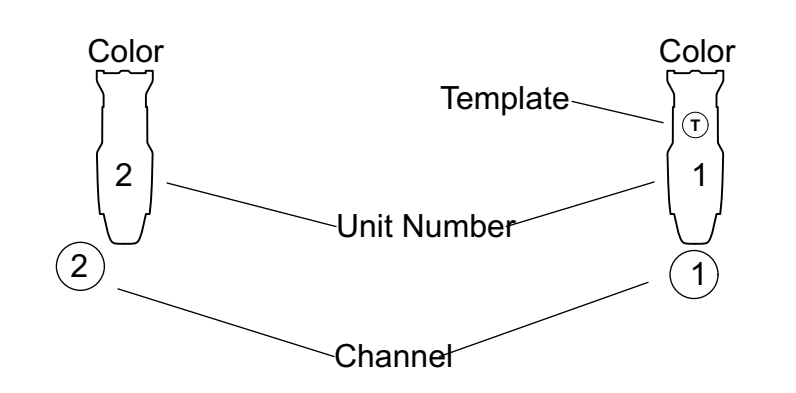
1



**INSTRUMENTATION**

- Source 4 50 deg 575w
- Source 4 36 deg 575w
- Source 4 26 deg 575w
- Source 4 19 deg 575w
- PAR64 WFL 1000w
- 6" Fresnel 500w
- PAR64 MFL 1000w
- L&E MR16 Ministrip 3 circuit 50w per lamp
- Practical/SFX wattage varies

**TYPICAL UNIT**



**NOTES**

1. SPARE INVENTORY IS HUNG OFF STAGE RIGHT
2. PLEASE NOTE THAT LIGHTS ABOVE 6' MUST BE SAFTIED TO THE GRID.
3. WHERE DIMENSIONS ARE GIVEN FOR HANGING UNITS ON BOOMS OR TAILDOWNS, DIMENSION IS TO HEIGHT OF LAMP.
4. THIS DRAWING IS SUBJECT TO CHANGE.

**DISCLAIMER**

THIS DRAWING REPRESENTS DESIGN INTENT AND VISUAL CONCEPTS ONLY. IT DOES NOT REPLACE THE KNOWLEDGE OR ADVICE OF A LICENSED STRUCTURAL OR ELECTRICAL ENGINEER. THE DESIGNER IS UNQUALIFIED TO DETERMINE THE STRUCTURAL OR ELECTRICAL APPROPRIATENESS OF THIS DESIGN AND WILL NOT ASSUME RESPONSIBILITY FOR IMPROPER ENGINEERING, CONSTRUCTION, OR USE OF LIGHTING EQUIPMENT WHICH IMPLEMENT THIS DESIGN. THIS DRAWING SHOULD NOT BE USED TO BUILD OR LOCATE SCENERY.

THE DRAWINGS AND DOCUMENTS REFERRED TO HEREIN ARE THE SOLE AND EXCLUSIVE PROPERTY OF THE DESIGNER AND MAY NOT BE USED WITHOUT PRIOR WRITTEN CONSENT.



**Physical Acting Intensive**

113 2<sup>ND</sup> AVENUE, ROOM 104

**SECTIONS - BOOMS & TAILDOWNS**

DATE: 03.13.2022      REVISION: N/A

LD: Paul Jonathan Davis      PLATE

CONTACT: paul.jon.davis@gmail.com      SCALE: 1/2" = 1' - 0"      **2**